


# AFI's Super-Set; Super Facts

Ten unique facts about our Super-Set fleet




1. We have a dedicated delivery fleet just for our Super-Set range.



2. Our machines come with a QR code linking to a Familiarisation Video to help the operator understand the functions of the Super-Set machines.

3. All our engineers have been manufacturer trained.



4. We have the World's largest Boom Lift in our fleet; the JLG 1850Sj which can reach an eye watering working height of 58.56m!

5. All our Super-Set machines are super serviced. Every 4 months instead of the legal requirement of every 6 months.




6. Super-Set Boom Lifts are fitted with secondary guarding to prevent overhead crushing.




7. Our Super-Set machines operate across the UK. We have a dedicated logistics team and specialists to provide support when selecting the right machines for the job.

**Power to platform**



8. Super-Set machines are fitted with a socket at ground level that can be connected to a power source straight to the platform.



9. Our Super-Set fleet contains a diverse range of manufacturers, models and reach heights. From JLG to Genie we have them all!

10. One of the largest fleets of big machines in the UK with a combined reach height of over 14,000ft.

The same height as the highest city in the world, Potosí in Bolivia.

